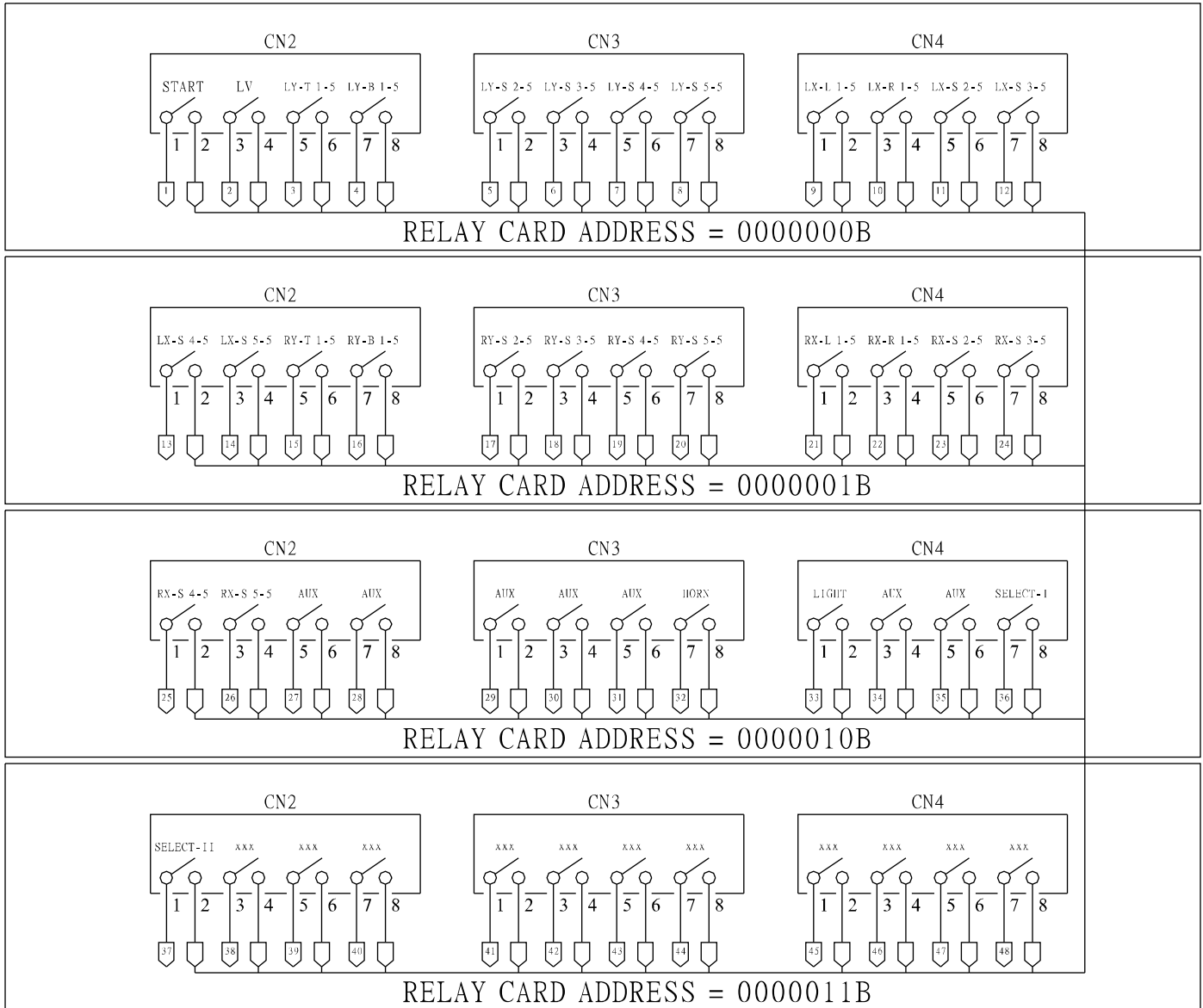
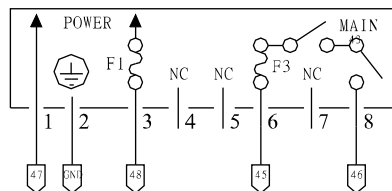


TWISTER 2X

Output Conact Diagram



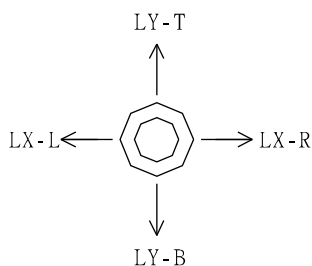
POWER CARD



100-240 VAC 50/60Hz

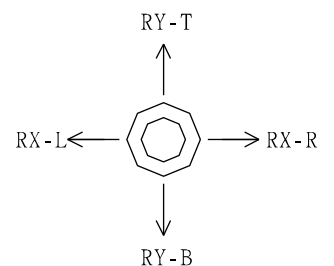
LY-0 -> LEFT JOYSTICK, "Y" AXIS -> 0 SPEED.
LX-0 -> LEFT JOYSTICK, "Y" AXIS -> 0 SPEED.

RY-0 -> RIGHT JOYSTICK, "Y" AXIS -> 0 SPEED.
RX-0 -> RIGHT JOYSTICK, "Y" AXIS -> 0 SPEED.



LEFT JOYSTICK

- LY-T -> LEFT JOYSTICK, TOP "Y" AXIS
- LY-B -> LEFT JOYSTICK, BOTTOM "Y" AXIS
- LX-L -> LEFT JOYSTICK, LEFT "X" AXIS
- LX-R -> LEFT JOYSTICK, RIGHT "X" AXIS
- RY-T -> RIGHT JOYSTICK, TOP "Y" AXIS
- RY-B -> RIGHT JOYSTICK, BOTTOM "Y" AXIS
- RX-L -> RIGHT JOYSTICK, LEFT "X" AXIS
- RX-R -> RIGHT JOYSTICK, RIGHT "X" AXIS
- S 2-5 -> 2ND SPEED, SHARED ACCELERATION PER ENTIRE AXIS
- S 3-5 -> 3RD SPEED, SHARED ACCELERATION PER ENTIRE AXIS
- S 4-5 -> 4TH SPEED, SHARED ACCELERATION PER ENTIRE AXIS
- S 5-5 -> 5TH SPEED, SHARED ACCELERATION PER ENTIRE AXIS



RIGHT JOYSTICK